

Chapter 8 Quasi-Geostrophic (QG) Prediction of Geopotential Tendency

8.1 Geopotential Tendency Equation

Purpose: To derive a prognostic equation for predicting geopotential tendency.

➤ Based on the hydrostatic equation

$$\frac{\partial \phi}{\partial p} = -\frac{RT}{p} \quad (6.2)$$

We have

$$T = -\frac{p}{R} \frac{\partial \phi}{\partial p}$$

Substituting it into the QG thermodynamic equation

$$\frac{\partial T}{\partial t} = -u_g \frac{\partial T}{\partial x} - v_g \frac{\partial T}{\partial y} + \left(\frac{\sigma p}{R} \right) \omega + \frac{J}{c_p} \quad (6.13)$$

leads to

$$\frac{\partial \chi}{\partial p} = -V_g \cdot \nabla \frac{\partial \phi}{\partial p} - \sigma \omega - \frac{\kappa J}{p} \quad (6.22)$$

where $\chi \equiv \partial \phi / \partial t$ (geopotential tendency) and $\kappa = R/c_p$.

- Equation (6.22) is also called “hydrostatic thermodynamic equation”.

Q: What is the physical meaning of individual terms of (6.22)?

- Equations (6.22) and the QG vorticity equation (6.18)'

$$\frac{\partial \zeta_g}{\partial t} + u_g \frac{\partial \zeta_g}{\partial x} + v_g \frac{\partial \zeta_g}{\partial y} = f_0 \frac{\partial \omega}{\partial p} - \beta v_g \quad (6.18)$$

or

$$\frac{1}{f_0} \nabla^2 \chi + u_g \frac{\partial}{\partial x} \left(\frac{1}{f_0} \nabla^2 \phi \right) + v_g \frac{\partial}{\partial y} \left(\frac{1}{f_0} \nabla^2 \phi \right) = f_0 \frac{\partial \omega}{\partial p} - \beta v_g \quad (6.18)'$$

form a closed set of equations of ϕ and ω since

$$\zeta_g = \frac{1}{f_0} \nabla_p^2 \phi \quad (6.13)$$

- Eliminate ω \Rightarrow geopotential tendency (χ) equation
 - \Rightarrow To predict geopotential height tendency
- Eliminate χ \Rightarrow Omega (ω) equation
 - \Rightarrow To diagnose vertical motion

The geopotential tendency equation can then be derived

$$\left[\nabla^2 + \frac{\partial}{\partial p} \left(\frac{f_o^2}{\sigma} \frac{\partial}{\partial p} \right) \right] \chi = -f_o V_g \cdot \nabla \left(\frac{1}{f_o} \nabla^2 \phi + f \right) - \frac{\partial}{\partial p} \left[\frac{-f_o^2}{\sigma} V_g \cdot \nabla \left(-\frac{\partial \phi}{\partial p} \right) \right] - (f_o^2 \kappa) \frac{\partial}{\partial p} \left(\frac{J}{\sigma} \right)$$

Term A Term B Term C Term D (6.23)

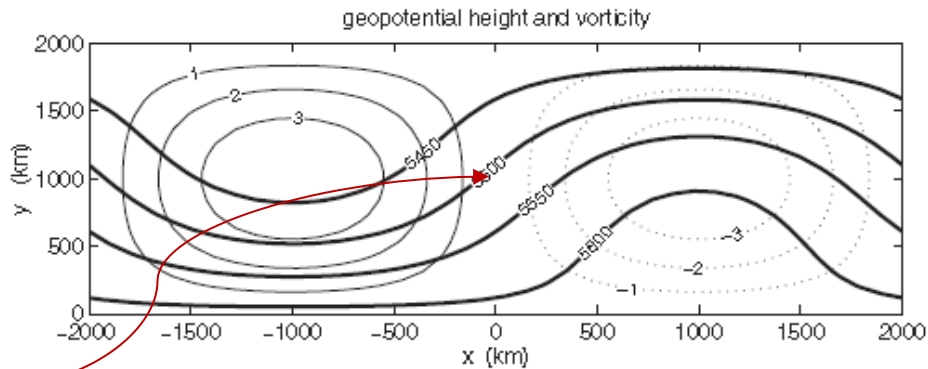
Physical meaning of (6.23) may be understood by the following simple form:

$$-\chi \propto -V_g \cdot \nabla (\zeta_g + f) + \frac{\partial}{\partial z} (-V_g \cdot \nabla T)$$

or

$$-\chi \propto -V_g \cdot \nabla \zeta_g - \beta v_g + \frac{\partial}{\partial z} (-V_g \cdot \nabla T)$$

Term B: (1) Relative Vorticity Advection ($-V_g \cdot \nabla \zeta_g$)



At $(x_o, y_o) = (0, 1000\text{km})$

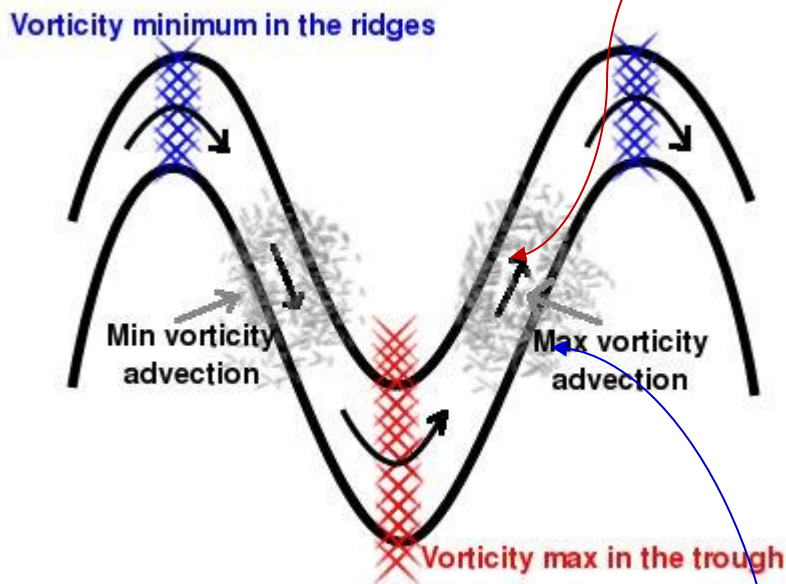
$$-\chi \propto -V_g \cdot \nabla \zeta_g \propto -U_g \left(\frac{\partial \zeta_g}{\partial x} \right) > 0$$

+ -

$$-\chi = -\frac{\partial \phi}{\partial t} > 0$$

$$\frac{\partial \phi}{\partial t} < 0 \Rightarrow \phi \text{ (height) decreases with time at } (x_o, y_o)$$

The wave is propagating eastward. [Trough will move to here!]



(2) Planetary Vorticity Advection ($-\beta v_g$)

$$-\chi \propto -\beta v_g = -v_g \frac{\partial f}{\partial y}$$

At (x_0, y_0) : + +

$$-\chi = -\frac{\partial \phi}{\partial t} < 0$$

ϕ (height) increases with time at (x_0, y_0) [Ridge will move to here!]

The wave is propagating westward (retrogressive).

Term C: Differential Temperature Advection $\left[\frac{\partial}{\partial z}(-V_g \cdot \nabla T) \right]$

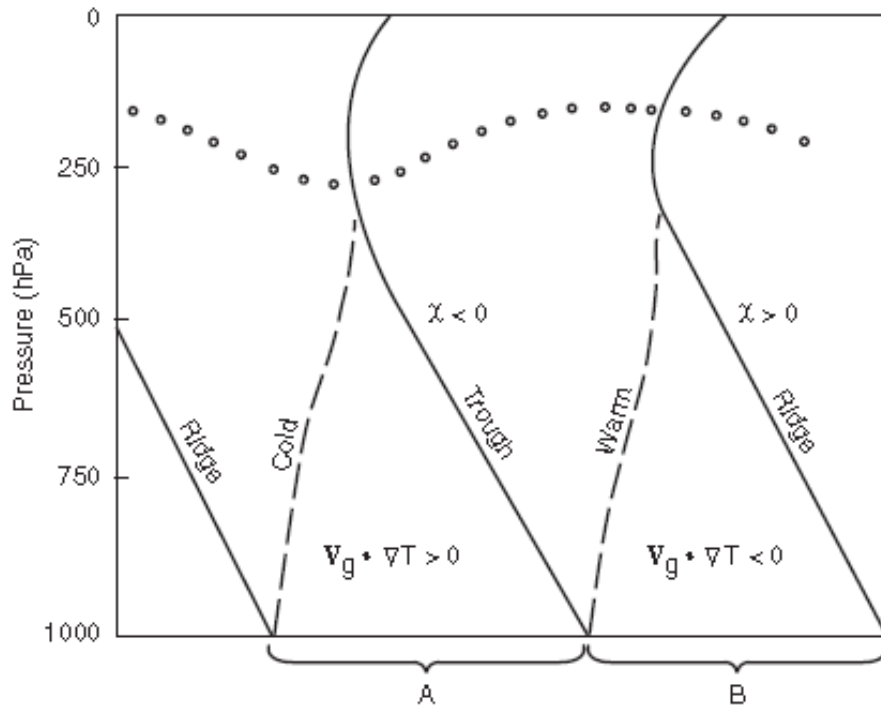


Fig. 6.9 East-west section through a developing synoptic disturbance showing the relationship of temperature advection to the upper level height tendencies. A and B designate, respectively, regions of cold advection and warm advection in the lower troposphere.

$$-\chi \propto \frac{\partial(-V_g \cdot \nabla T)}{\partial z} \approx \frac{(-V_g \cdot \nabla T)_2 - (-V_g \cdot \nabla T)_1}{\Delta z} \approx \frac{(V_g \cdot \nabla T)_1}{\Delta z}$$

(because the temperature advection is dominated in lower layer)

Thus in area A: $-\chi = -\frac{\partial \phi}{\partial t} < 0 \Rightarrow$

ϕ (height) increases with time [Ridge will move to here!]

In area B: ϕ (height) decreases with time [Trough will move to here!]